

Mosa.




Classics Tide

Rich and dynamic

Bring a touch of the classic to a contemporary look by using an artisanal-style glaze technique and guarantee truly rich and dynamic interiors.

Create lively yet striking surfaces

The artisanal-style glazing technique, though keeping a contemporary look and feel due to its straight edges, mimics a hand-pressed clay body, allowing the glaze to pool and ebb as it flows over the tile. The poured glaze, which is molten glass, is not poured evenly, but rather is released in an irregular flow that achieves different visual depths of glaze. This subtle movement and variation results in lighter and darker shades across the tile surface, creating a vibrant warmth and textural appeal typically associated with handmade tile.



Mix
0601 serene white /
0602 blush /
0607 rust /
0608 charcoal grey


Collection overview

Sizes Classics Tide

Taking leave from large format tile, Classics Tide is produced in a subway tile format of 4 x 8 inch bricks (with glazed edge available on 8 inch side), in a case of a wildly popular and timeless residential style that is well suited for commercial and hospitality use. Like any brick shaped tile, Classics Tide can be set vertically, horizontally, offset or linear, and also in chevron style patterns.

Soft, rich and coastal-inspired colors

Mosa is best known for its almost scientifically precise nuance within the cool and warm neutrals range, but this collection soars creatively with painterly colors achieved with hard-candy-style glazes. The Classics Tide capsule series consists of eight soft, rich, coastal-inspired colors. The color names express their gentle yet irresistible charm: serene white, fog grey, bone, sage, blue mist, rust, and charcoal grey.




Have a closer look

With the 3D tile viewer on mosa.com, users can easily see more characteristics of a specific tile. Just by clicking on the tile, one can see the tile's pattern and relief as well as its thickness. But the viewer offers even more advantages: it can show more than just one tile, giving a better and more realistic impression on the overall effect of the tiles on a surface. All in three dimensional view. This creates an online, close-to-natural user experience.





Inspirational patterns



Mix 0601 serene white / 0605 fog grey



0602 blush



0603 sage




0604 blue mist



0605 fog grey




0606 bone



0607 rust



0608 charcoal grey



Mix 0601 serene white / 0602 blush / 0605 fog grey / 0606 bone

Any questions?

On our country-specific website you can quickly and easily find more information on the topics addressed in this brochure.

mosa.com/contact

Customer Care United States

T +1 212 729 6332

Customer Care International

T +31 (0)43 368 92 29

Mosa.

Royal Mosa

Meerssenerweg 358
P.O. Box 1026
NL-6201 BA Maastricht
T +31 (0)43 368 92 29
info@mosa.com
www.mosa.com



QUALITY ASSURED FIRM
ISO 9001

CERTIFIED FIRM
ISO 14001

© Royal Mosa Maastricht 2020

For up to date information, please visit our website www.mosa.com.